


# Welcome to Year One





# Arriving at School

When children arrive each morning, they put their belongings away. Once they have done this, they can choose an activity they would like to do in their classroom or in the middle area until it is time to take the register.

# Our Timetable

In Year One, we have a broad and balanced curriculum which we cover every week. We follow a thematic approach to learning covering many areas of the curriculum through our Big Ideas.



# What does learning look like in Year One?

- Lessons begin with all children sitting on the carpet for a whole class input.
- Children then move to the table to complete an activity. Once they have completed the activity, they can then have some choosing time.
- As the year progresses, children work for longer periods of time at the.
- Initially, group work is heavily supported by adults, but children are gradually encouraged to become more independent when completing work.



# Our Weekly Timetable

	8:50-9:00	9:10-10:20	10:20-10:40	10:40-10:55	10:55-11:55	11:45-11:55	11:55-13:10		13:10- 14.15	14.15-14.25	14:25-15:15
Monday	Sc	Maths 1G Reading 1H	C o l l e c t i v e W o r s h i p	Br ea k ti me	Reading 1G Maths 1H	C l a s s  S t o r y	Lun ch tim e	Phonics	Computing Slot  Big Idea	Break time	Computing Slot  Big Idea
Tuesday		English 1G Maths 1H			Maths 1G English 1H			P.E 1H Phonics 1G			Phonics 1H P.E. 1G
Wednesday		Reading 1H P.E 1G			P.E 1H Reading 1G			English			Phonics
Thursday		PPA Music			PPA MFL			Maths			Phonics
Friday		Phonics & Handwriting			Maths			Big Idea			Big Idea


# Phonics

In Year One, we have a daily Phonics lesson. This is an opportunity for the whole class to learn, practise and apply new Phonic knowledge. It is also an opportunity to re-visit previous learning and consolidate knowledge.




# Reading at Home

- We would like children to read at home to an adult at least 4 times a week.
- Reading at home is all about applying secure Phonic knowledge and re-reading books to ensure fluency. Children need to re-read books until they are secure with new knowledge.
- Reading records/books need to be kept in book bags so they are accessible for additional reading in school.
- Reading books are changed every Friday.
- Books will only be changed if the previous one has been returned.



# Reading Records

- Please record each time your child reads in their reading record (please see our example below).
- Stickers will be rewarded every Friday if your child has read at least 4 times. Their name will also be put into a prize draw every time they get a sticker which will take place at the end of every half term.



Date	Book & Pages
15/9/22	Tick Tock & Mick - p 2 & 3
16/9/22	Tick Tock & Mick - whole book
18/9/22	Tick Tock & Mick - whole book
20/9/22	Tick Tock & Mick - p 2 - 6

# French and Music

Each week, the children have a French and Music lesson.



Mrs Merritt teaches French.



Mrs Hardy teaches Music.

# P.E Information

- Two P.E lessons each week - Tuesday and Wednesday.
- Children will need suitable clothing for colder/warmer weather.
- Please make sure **all** clothing is clearly labelled with your child's name.
- P.E kits can stay at school in your child's locker.
- No earrings on P.E days please.



# Water Bottles and Snack

All children need to bring their own water bottle to school which is clearly labelled with their name.

Your child can bring their own snack for morning and afternoon breaks. We usually have fruit and vegetables available in the classroom too. If your child brings their own snack, this must **NOT** contain nuts.

Water bottles and snacks are stored in the classroom.



# Uniform

Please make sure  
ALL your child's  
uniform and  
belongings brought  
to school are  
clearly labelled  
with their name.



# Helping at Home

1. Children should read to you at least 4 times a week.
2. Encourage children to use their Phonic skills and knowledge when they are out and about e.g. reading signs, labels, notices etc.
3. Listen to stories and talk about the events and characters and predict what might happen next.
4. Help your child to form lower case letters in the correct direction.
5. Help your child to practise forming cursive letters.
6. Help your child to make good choices when spelling words; encourage them to use their Phonic knowledge.
7. Help your child to count up to and beyond 100 in ones; try starting at different places e.g 34, 57 etc.
8. Help your child to count forwards and backwards.
9. Practise counting in 2s, 5s and 10s up to at least 50.
10. Help your child to form numerals correctly and use these to write numbers up to 100.
11. Help your child to learn how to spell number words up to twenty.
12. Look for and name common shapes in everyday objects e.g circle, square, cube, sphere etc.



Children will begin to learn cursive handwriting in Year One. All lowercase letters begin on the baseline as shown below.

